















Mrs. Crawley - 1st Grade
March 27th through March 31st

** Plans are subject to change based on difficulty and schedule changes throughout the week. **

Monday	Tuesday	Wednesday	Thursday	Friday
8:45 – 9:30 Bell Work – take activity from Mon. basket; AR; teacher works with folder friends	8:45 – 9:30 Bell Work – take activity from Tues. basket; AR; teacher works with folder friends	8:45 – 9:00 Bell Work – take activity from Wed. basket; AR	8:45 – 9:30 Bell Work – take activity from Thurs. basket; AR; teacher works with folder friends	8:45 – 9:00 Bell Work – take activity from Fri. basket; AR; teacher works with folder friends
9:30 – 10:00 Phonics: Unit 21 Lesson 2: Review on Smart TV; Go over other vowel phoneme long oo using poster & video; teacher models finger stretch with I Do; students practice I together; teacher calls on others to practice; watch video & complete phoneme manipulation activity <i>(LG – TSW be able to accurately identify the long oo phoneme in words; accurately blend phonemes together to produce single)</i>	9:30 – 10:00 Phonics – Unit 21 Lesson 3: Review on Smart TV; review ways we've learned of spelling long vowel sounds & go over new ways of long vowel sounds working on teams ee, ea, ai, ay, & y spelling long e; practice with syllabards & marker & erasers <i>(LG – TSW be able to accurately read one & 2 syllable words with long e & long a vowel teams.)</i> Complete a Rocket Math lesson.	9:00 – 9:30 Extra PE  10:00 Complete a Rocket Math lesson.	9:30 – 10:00 Phonics – Unit 21 Lesson 4: Review on Smart TV; practice using detective skills to read team vowel words in Mark It on workbook page 37; call on students to read 3 words in read it; Complete workbook p. 38 using questioning learned to determine # syllables & open, closed, or vowel teams in each syllable then reading words <i>(LG – TSW be able to accurately read one & 2 syllable words with long e & long a vowel teams.)</i>	9:45 – 10:15 Phonics – Unit 21 Lesson 5: Review on Smart TV; Have students turn to page 42 in their workbook; call out words; students place dots for # of phonemes then spell with letters; guide students for 1 st one then have students place dots & spell words for rest; go over spellings for the words called out; If time go over fluence sentences on WB page 40 <i>(LG – TSW be able to accurately spell one & 2 syllable words with long e & long a vowel teams.)</i>
10:00 – 10:30 Math – Money: teacher reviews the penny, nickel, & dime; teacher models how to count a collection of each coin; teacher passes out one of each coin for students to use to complete Day 5 work <i>(LG – TSW be able to show an understanding coins by identifying & counting collections)</i> Complete a Rocket Math lesson.	10:00 – 10:30 Math – Money: teacher reviews the penny, nickel, & dime & explains directions for sorting the coins with their name & counting a collection of coins; teacher passes out Day 7 work & 1 real penny, nickel, & dime for student to use to complete the work <i>(LG – TSW be able to show an understanding coins by identifying & counting collections)</i>	10ish – 10:30 Math – Money: Teacher reviews the penny, nickel, & dime & explains directions for counting a collection of coins & coloring a collection of coins; teacher passes out Day 6 work & 1 real penny, nickel, & dime for students to use to complete the work <i>(LG – TSW be able to show an understanding coins by identifying & counting collections)</i>	10:00 – 10:30 Math – Money: Teacher reviews the dime & introduces quarter; teacher describes the head side & goes over the differences in the tail side; students will make a quarter book & use real dimes & quarters to help them complete Day 2 work; students will complete independently <i>(LG – TSW be able to show an understanding coins by identifying & counting collections)</i>	10:15 – 10:30 Complete Rocket Math lesson; take quick extra recess Money: Review coins & counting coin collections; Go over assessment; pass out & have students complete independently with offices up <i>(LG – TSW be able to show an understanding coins by identifying & counting collections)</i>
10:25 Go over centers	10:25 Go over centers	10:25 Go over centers	10:25 Go over centers	
10:30 – 12:00 Guided Reading : listen to students read (each begins reading as they come to the table so they end up in different places); introduce new books; read at home (use iPad for lesson as needed) (4 students) Centers: 1 Word Wall – write new	10:30 – 12:00 Guided Reading : listen to students read (each begins reading as they come to the table so they end up in different places); introduce new books; read at home (use iPad for lesson as needed) (4 students) Centers Centers are the same as	10:30 – 12:00 Guided Reading : listen to students read (each begins reading as they come to the table so they end up in different places); introduce new books; read at home (use iPad for lesson as needed) (4 students) Centers: 1 Word Wall – write	10:30 – 12:00 Complete a rocket math lesson. Guided Reading : listen to students read (each begins reading as they come to the table so they end up in different places); introduce new books; read at home (use iPad for lesson as needed) (4 students)	10:30 – 12:00 Reading – AR; IXL reading Spelling – pass out & go over new spelling words 100 Day Fun – make 100 day necklaces; color 100 day pictures Science/Social Studies Scholastic News: <i>Who Is In That Book?</i> on smart board watch video, go

<p>word wall words; build words with magnetic letters (2 students) 2 – <u>Writing</u> – cut & sort ou & ow words; write a sentence using one (2 students) 3 <u>Listening</u> – IXL ELA (2 students) 4 <u>Library</u> – read, take tests, go to the library (4 students) 5 <u>Sorting</u> – cut & sort & glue nouns with person, place, or thing (2 students) 6 <u>Spelling</u> – I spy CVCe words; read, find, & color (2 students) 7 <u>Word Work</u> – read & match ed & ead words with correct headings writ on organizer (2 students) (LG – TSW be able to use phonics skills to decode words)</p>	<p>Tuesday just switched around so everyone gets a chance to go to each center. Review each center with students.</p> 	<p>words, write sentences with words, & write words by code (2 students) 2 <u>Spelling</u>– play frog games on rug (2 students) 3 <u>Listening</u> – IXL ELA then math (2 students) 4 <u>Word Work</u> – match 3 sound of ed cards with sounds; write on organizer (2 students) 5 <u>Library</u> – read; test; go to library (4 students) 6 <u>Sorting</u> – paint plates to make butterflies (2 students) 7 <u>Writing</u> – write adjectives that describe butterflies; sentence; picture (2 students) (LG – TSW be able to use phonics skills to decode words)</p>	<p><u>Centers</u> Centers are the same as Thursday just switched around so everyone gets a chance to go to each center. Review each center with students.</p> 	<p>over vocabulary, and read; complete written work <u>Watch this week's Tiger Vision News</u> <u>Math</u> – Money Day 5: Teacher reviews coins & passes out assessment then explains directions as students complete test independently; students can use real coins to help them complete the work (LG – TSW be able to show an understanding coins by identifying & counting collections)</p>
<p>12:00 – 12:30 Lunch</p>	<p>12:00 – 12:30 Lunch </p>	<p>12:00 – 12:30 Lunch Cafeteria Duty</p>	<p>12:00 – 12:30 Lunch </p>	<p>12:00 – 12:30 Lunch</p>
<p>12:30 – 12:50 Recess</p>	<p>12:30 – 12:50 Recess </p>	<p>12:30 – 12:50 Recess Recess Duty</p>	<p>12:30 – 12:50 Recess </p>	<p>12:30 – 12:50 Recess Recess Duty</p>
<p>12:50 – 1:15 <u>Word Wall</u> – go over words: go over words: above, against, boot, stood, must, & most; AR; teacher works with folder friends</p>	<p>12:50 – 1:15 <u>Handwriting</u> – Work on writing this weeks letters correctly in words & sentences; AR; teacher works with folder friends</p>	<p>12:50 -1:20 <u>Handwriting</u> – Work on writing this weeks letters correctly in words & sentences; AR; teacher works with folder friends</p>	<p>12:50 – 1:10 <u>Handwriting</u> – Work on writing this weeks letters correctly in words & sentences; AR; teacher works with folder friends</p>	<p>12:50 – 1:10 <u>Phonics</u> – Unit 22 Lesson 1: Review on Smart Board; teach long I using igh like team vowels; teach vowel team oa; learn & go over new heart words (LG – TSW be able to accurately build & read long igh & team vowel oa words; learn & read hear words)</p>
<p>1:20 – 2:10 Specials STEAM </p>	<p>1:20 – 2:10 Specials Indian Culture </p>	<p>1:25 – 2:10 Specials Computers </p>	<p>1:20 – 2:10 Specials Music </p>	<p>1:20 – 2:10 Specials PE </p>
<p>2:10 - 3:20 Reread <i>The Mermaid</i> Complete a directed drawing & writing activity that goes along with it. (LG – TSW be able to write, revise, edit, & write a final draft RWSR)</p>	<p>2:10 - 3:20 <u>Read Aloud: The Three Little Wolves & the Big Bad Pig</u> <u>Writing</u> – complete directed drawing & writing activity. (LG – TSW be able to write, revise, edit, & write a final draft RWSR)</p>	<p>2:10 – 2:20 Teacher announces reading awards; watch video & prepare for dismissal</p>	<p>2:10 – 3:20 <u>Read aloud</u> – <i>Redbud book</i> <u>Writing</u> – Journal writing (LG – TSW be able to write, revise, edit, & write a final draft RWSR) <u>Science Spin</u> – Watch video; read; discuss; complete work on back.</p>	<p>2:10 - 3:20 <u>Read aloud</u> Redbud book LG – TSW be able to listen when read to. Show & Tell RWSR</p>